

# Making Your Mark

Cambridge LGBT Community Research Project



Becky Finnimore, March 2006

Funded by Cambridge City Council

## Table of Contents

Acknowledgements .....	3
Introduction .....	4
Consultation Event .....	5
Making Your Mark Community Survey .....	6
Results .....	7
Demographic data .....	7
Your LGBT community .....	11
Your safety .....	12
LGBT community and the wider community .....	13
Services .....	14
The LGBT Network in Cambridge .....	14
Conclusions and Recommendations .....	16
<i>Appendix A – Making Your Mark Consultation Report</i> .....	18
<i>Appendix B – Making your Mark Questionnaire</i> .....	<a href="#">28</a>

## Acknowledgements

I would like to thank all those who took part in the research project, both by completing a questionnaire and attending the consultation event. I really appreciate people's willingness to take the time to contribute, often sharing personal stories and experiences in order to inform the research.

I'd like to thank the following people for their invaluable, (and voluntary), assistance with conducting the project.

### *DHIVERSE Staff*

Luke Mallett

Steve Moralee

Grant Chambers

Sue England

Phil Chapman

### *LGBT Network Steering Group members*

Julie Cartwright-Finch

Kate Psaila

Emma Martin

Lara Jaffey

### *Volunteers from SisterAct*

Naomi Young

Naomi Hetherington

I would particularly like to thank Rick Pugsey, for his generosity in donating so much time and energy in transferring the data from paper questionnaires onto computer.

Becky Finnimore

March 2006

## Introduction

The Cambridge LGBT Network developed out of a training and development project funded by Stonewall and led by DHIVERSE and the Volunteer Centre in 2002. Following this, an informal Network organisation formed and met over a two year period. In 2004 the LGBT Network steering group decided that it was important to develop the Network as an independent organisation forming an umbrella body that would support the LGBT community in Cambridge. To facilitate this, DHIVERSE secured funding, on behalf of the Steering Group, from Cambridge City Council for a part-time Development Worker to take the project forward. The Development Worker (Becky Finnimore) came in to post in September 2005.

From September to December 2005, the LGBT Network consulted with the LGBT community in Cambridge, in order to answer the following questions:

*Is there a need for an LGBT Network organisation?  
If so, what should it do?*

This process started in October with the 'Making Your Mark' event, which was a consultation evening with members of the LGBT community in Cambridge. The event was widely advertised through local media and existing community groups, and a diverse range of people attended the meeting. Following on from the success of this event, the 'Making Your Mark' survey was launched in December 2005. This met with an enthusiastic response from the LGBT community in Cambridge, with over 200 people taking part.

## Consultation Event

The consultation event was held on Wednesday 12<sup>th</sup> October 2005, from 6.30 – 9.00pm. The event was attended by 35 members of the local LGBT community, including people from the lesbian, gay, bisexual, transgender, intersex and polyamory communities. The Project Steering Group had identified the importance of developing a community-led organisation, so the consultation event focused on asking people what **they** felt the issues and needs of the LGBT community in Cambridge were, and secondly, asked **them** for ideas and suggestions for responding to those needs. The participants were divided into groups, each group discussing both themes. The evening went very well, with the discussions being very lively and interesting.

Demographic information:

- There was a wide range of ages represented, from 17 – 65+
- Gender – one-third of the participants were male, two-thirds female, and one individual identified their gender as inter-sex.
- Most participants identified their ethnicity as white British, or white European, with 6% being non-white.
- Most participants were employed
- Most participants did not look after dependent adults or children
- A significant number had health problems or disabilities
- Most participants were members of LGBT community organisations.

*“I was impressed that you managed to get such a diverse range of people at the meeting”*

*Female participant , 30-35*

The participants were asked what they perceived to be the issues and needs of the LGBT community in Cambridge. They were asked to consider the issues and needs both within the LGBT community itself, and in relation to the wider community of Cambridge.

The participants identified four key areas:

- Intra-community relations (ie relationships between the various sub-groups that comprise the LGBT community as a whole)
- Personal and community safety
- Relationships with the wider Cambridge community and voluntary sector
- Services in general, and for specific sub-groups (eg Intersex individuals, older people and so on).

For a full report on the consultation event please see Appendix A

# Making Your Mark Community Survey

## Methodology

Following on from the consultation event, the Network devised a questionnaire to be completed by members of the LGBT community within Cambridge and the surrounding areas. This was launched in December 2005, and met with an enthusiastic response from the community, with 208 questionnaires returned within 6 weeks.. The survey was widely publicised through the media and local community groups. It was available online via the CBGay website, or could be accessed directly through a hyperlink on email invitations to join the survey. Email invitations were sent out to a wide variety of community groups, and mailing lists<sup>1</sup> and individuals were asked to pass on the invitation freely. Paper copies of the questionnaire were distributed through SisterAct, Quest and Lesbian Line, and were also taken to the Fleur de Lys, Rose & Crown, and Bird in Hand [local LGBT commercial venues], where they were given directly to customers to complete.

The questionnaire focused on the four areas identified by the consultation event, and on the setting up of a Network organisation. A copy of the questionnaire is included in Appendix B of this report.

---

<sup>1</sup> List of community groups sent email invitations:

Sister Act	Lesbian Line
Cambridge Coyotes	Gay Outdoor Club
Sexyuality	2 B Youth
ARU LGBT Society	LGBT Network
CUSU LGBT	Dimensions
Gay Birders Club	Cambridge Polyamory Group
CamBlence	Gender Trust
DHIVERSE	

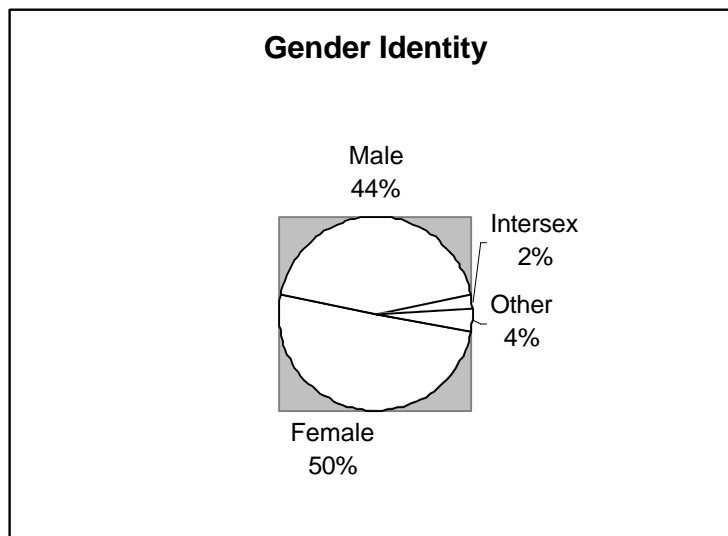
## Results

### *Demographic data*

#### Gender and Sexuality

##### Gender Identity

We asked the respondents about their gender identity, of our sample 50% were female, 44% Male, 2% Intersex and 4% identified their gender as “other”.



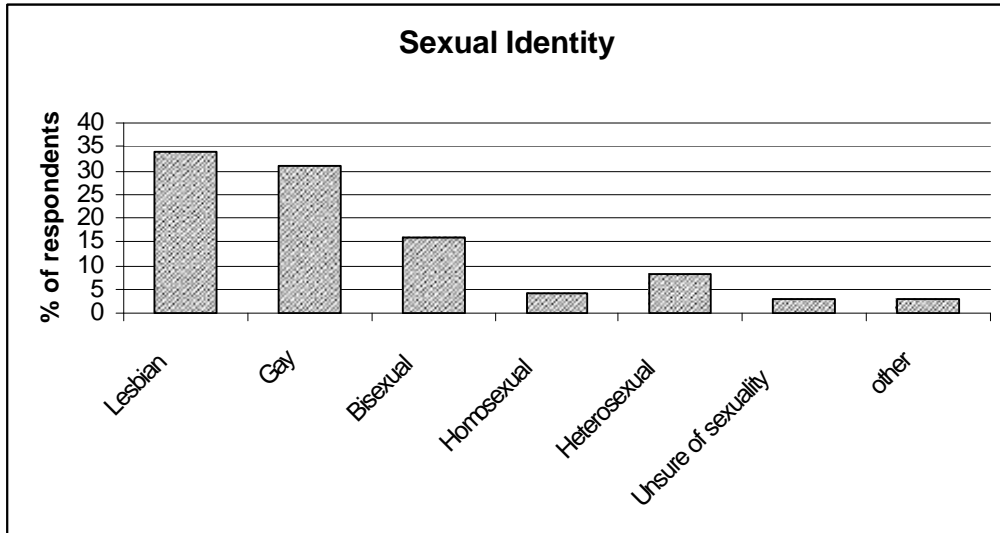
16% (32 people) of the sample identified as trans, of these:

- 38% identified as transsexual (male to female)
- 0% identified as transsexual (female to male)
- 22% identified as transgender (male to female)
- 3% identified as transgender (female to male)
- 28% identified as transvestite (male to female)
- 0% identified as transvestite (female to male)
- 3% identified as other

These results are similar to the “Pink 2004” Survey commissioned by Cambridge City Council in August 2004. In that study 55% of their respondents were female, 41% male, 1% other and 2% transgender (transsexual and transvestite identities weren’t specifically included). The general population in Cambridge population, as assessed by the 2001 Census, is 50% male, 50% female, although trans, intersex and other gender identities were not enquired about.

Sexual identity:

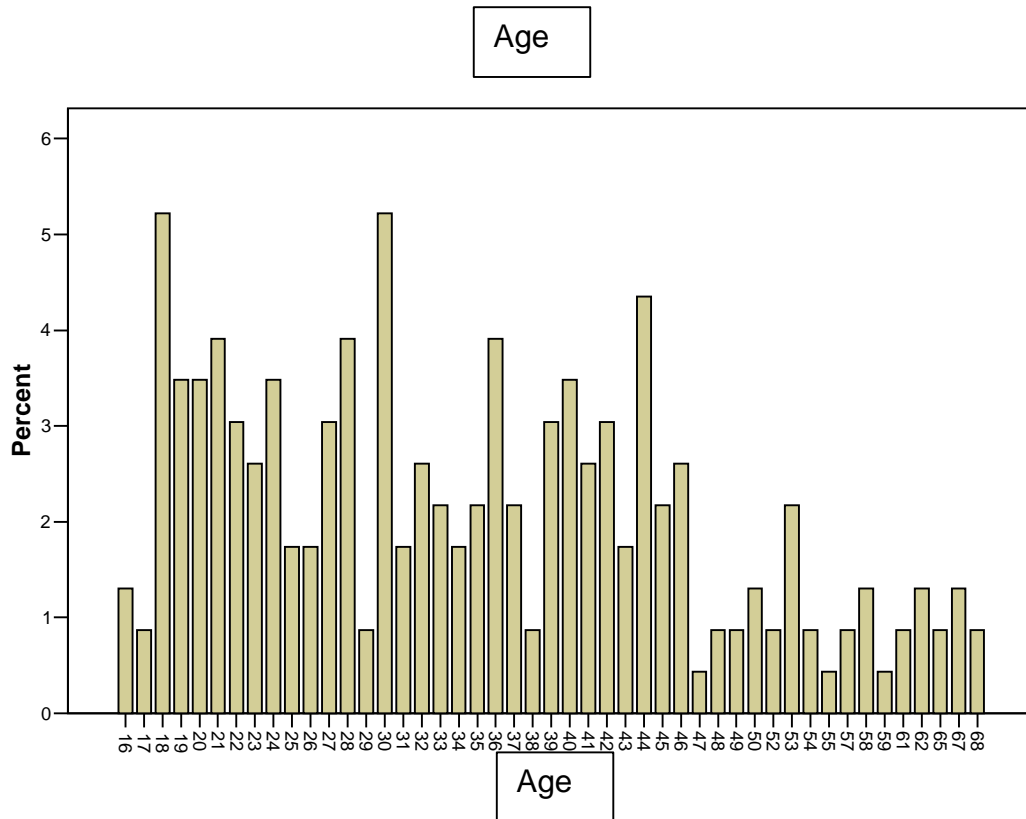
We asked our sample about their sexuality, we found that 69% identified as lesbian, gay, or homosexual, 16% as bisexual, 8% as heterosexual, 3% as unsure of their sexuality and 3% identified their sexuality as 'other'.



All the heterosexual respondents identified as trans people, except one who identified their gender as 'other'. 55% of these identified as transvestite (male to female).

## General Information

Respondents were aged between 16 and 68 years old. The mean age for this sample was 35 years old, this figure is not representative of the sample as only 2% fall in this age group. As the graph shows, the distribution is wide and bimodal (18,30) with a slightly higher response rate from younger age groups.



- 92% were White British/European, 3% Asian, and 1% Black. This compares to 89% White, 4% Chinese and Indian, and 1% other, in the Cambridge population as a whole<sup>2</sup>, and compares to the results from the Pink 2004 survey, where there were 91% White, 3% Asian or Chinese, and 1% Black .
- 14% considered themselves to have a disability or health problem. This compares to 14% with limiting long term illness in the Cambridge population as a whole<sup>3</sup>.
- 61% were employed full-time or self-employed, and 21% were in full-time education, this compares to 42% employed, and 20% students in the Cambridge population as a whole<sup>4</sup>.
- 68% were educated to Degree level or above, with 5% having no qualifications, this compares to 32% educated to Degree level or above

<sup>2</sup> 2001 Census

<sup>3</sup> 2001 Census

<sup>4</sup> 2001 Census

and 13% having no qualifications in the general population in Cambridge<sup>5</sup>.

- 80% live within Cambridge or Cambridgeshire and 19% live within the Eastern Region<sup>6</sup>.

The respondents of our survey seem to reflect the general population of Cambridge in terms of gender, disability and ethnicity. It is interesting to note that our respondents were twice as likely to be educated to degree level and beyond, and more likely to be in full time employment than the general population of Cambridge, as assessed by the 2001 census.

---

<sup>5</sup> 2001 Census

<sup>6</sup> Many LGBT people living in the Eastern Region travel to Cambridge to socialise as most of the LGBT commercial venues and community groups are based/meet in Cambridge.

## ***Your LGBT community***

Participants were asked questions to assess to what extent they felt they belonged to an LGBT community. Data from the consultation event suggested that relationships between the LGBT sub-groups (ie Lesbian or Gay or Bisexual or Transgender) were weak, and that communication between community groups was poor.

The questionnaire responses bore this out – 61% of respondents felt little or no sense of community with Trans people and 66% with Intersex people, and 54% of respondents felt they had little or no understanding of the lifestyles and difficulties faced by Trans people and 56% with Intersex people. This is an interesting finding and perhaps more research needs to be done to ascertain the extent to which Trans and Intersex people are integrated into a community based on sexual identification. The data showed that there was a significant relationship between a respondent's sexuality and their feeling of attachment to others of the same sexuality. The sense of community attachment to others of different sexuality or gender identity was less. If the demographics of this survey are a true reflection of the community as a whole, then there are far fewer trans people than lesbians and gays in the LGBT community which may explain why there is less of a sense of community attachment to trans people, since there is less chance of direct contact or interaction.

68% of respondents were involved with LGBT community groups, this however may be skewed as a result of the data collection methods which heavily utilised community groups as a source of responses. 66% of respondents had attended Pink 2005.

Although most respondents attended existing LGBT pubs and clubs at least sometimes (90%), the vast majority of respondents indicated a positive response to the question asking if they would like to socialise in other LGBT venues, with 89% people wanting an LGBT café, and 25% wanting a community centre. The consultation event also identified a need for non-scene and/or non-commercial spaces for the LGBT community. The questionnaire asked if people would like to socialise in other kinds of spaces and suggestions were given for health clubs/saunas, restaurants, smoke-free spaces, and more pubs and clubs. This reflects the Pink 2004 Survey, where 55% of respondents identified a need for more pubs and clubs, and other types of social events, such as social groups (31%) and public sponsored events (41%).

In terms of volunteering, 53% did no volunteering at all, and 25% only occasionally, with 22% doing some volunteering. Of those who were involved in volunteering only 33% volunteered for LGBT voluntary organisations. 28% of those who were not involved in any volunteering would like to be, and 40% were unsure. This suggests that there is a substantial number of people who would like to become more involved with their community.

Respondents were asked how easy they found accessing information about LGBT community organisations and events. Respondents felt it was easy to find out about pubs and clubs (64%)<sup>7</sup>, and Pink Picnic (69%), less easy to find out about community groups (50%), national organisations (58%), and sexual health information (55%), and harder to find information about LGBT History month (33%), campaigns (35%), information about sexuality (34%), gender identity (29%) and legal issues(29%). It is notable that participants found it easiest to find out about commercial venues, this suggests that there is a need to improve the marketing and advertising for non-commercial ventures such as community groups. The consultation event identified a need for more information sharing between community groups, and attendees suggested that an information hub, ie a regularly updated website containing information about community groups and events, would be a way of fulfilling this need. Respondents to the Pink 2004 survey, also identified a need for LGBT community websites, with 35% of respondents wanting such a website.

### **Your safety**

Participants were asked questions about how safe they felt in Cambridge. At the consultation event this was seen as a major concern for the community. The survey asked if people felt safe on the streets of Cambridge and over 75% of respondents reported feeling moderately safe or very safe in Cambridge. However, only 37% of respondents *never* modified their behaviour when they were with other LGBT people to keep themselves safe, suggesting that perhaps some people feel safe because they modify their behaviour.

Of the respondents 79 people (38%) had experienced some form of harassment or assault resulting from their sexuality or trans identity, in the last year; of these 81% had experienced verbal insults. Other studies have found similar results with most interviewees reporting experience of verbal abuse<sup>8</sup>. 75% of harassment or assault was perpetrated by strangers, and the majority of incidents – 85% – were not reported to the police, the most common reason for this being that respondents didn't think it was serious enough to bother the police (70%), again this was reflected in other studies<sup>9</sup> where gay and lesbian people seeming to feel that verbal abuse was a part of life, and that it would be "over reacting" to report verbal abuse to the police. This is not in fact a view shared by the police who have invested heavily in the Open Out and True Vision hate crime initiatives. Interestingly, one study<sup>10</sup> found that gay and lesbian people felt that racist abuse was more serious than homophobic abuse, which suggests that homophobia is tolerated within the LGBT

---

<sup>7</sup> Figures given indicate the percentage of respondents who found it easy or very easy to find out information about the specified topic.

<sup>8</sup> South Cambridgeshire Crime & Disorder Audits – Consultation with Gay and Lesbian people in South Cambridgeshire, Moralee; East Cambridgeshire Community Safety Partnership Crime and Disorder Consultation 2005 – Gay and Lesbian people

<sup>9</sup> South Cambridgeshire Crime & Disorder Audits – Consultation with Gay and Lesbian people in South Cambridgeshire, Moralee; East Cambridgeshire Community Safety Partnership Crime and Disorder Consultation 2005 – Gay and Lesbian people

<sup>10</sup> East Cambridgeshire Community Safety Partnership Crime and Disorder Consultation 2005 – Gay and Lesbian people

communities in a way that racism is not. This suggests a need for consciousness raising within the community, in order to tackle homophobia and decrease the acceptability of homophobia in the general population. Most respondents (80%) had not heard of either the Open Out Scheme or True Vision.

### ***LGBT community and the wider community***

The consultation event identified issues around homophobia, and visibility and representation of the LGBT community. 22% of respondents said they had experienced homophobia at work or college. 44% of respondents said their college or work-place had a publicised policy on homo/bi/trans-phobic bullying. Forty-seven respondents said they would consider standing as an openly LGBT candidate for local government, which might suggest a potential programme of work around empowering LGBT people to be part of decision making processes and committees.

Respondents were asked about their experience of the way in which LGBT people were portrayed in the media over the past 2 years. The question was unclear, and some people ticked more than one box. The results are shown in the following table (% given are of total responses):

	Positive Portrayal	Neutral Portrayal	Negative Portrayal	Not seen
Lesbians & Gay women	34%	34%	26%	7%
Gay men	34%	34%	31%	1%
Bisexual women	16%	28%	19%	38%
Bisexual men	9%	25%	25%	41%
Trans women	8%	19%	31%	42%
Trans men	8%	19%	31%	42%
Intersex people	10%	13%	22%	55%
Transvestites (male to female)	13%	21%	44%	21%
Transvestites (female to male)	8%	16%	30%	46%

The respondents reported a mixed portrayal of LGBT people in the media, with lesbians and gay men more likely to be portrayed, and likely to be more positively portrayed than bisexual, trans and intersex people.

Only 3% of respondents thought that lifestyles similar to their own were portrayed frequently in the media. Some respondents commented that they are very selective about what they do watch, or read. Many respondents mentioned watching the “L word” (a lesbian drama serial set in Los Angeles, USA), which was screened over the summer on Living TV (a cable/satellite channel).

## **Services**

Participants at the consultation event identified the need for better service provision to the LGBT community, including the development of specialist services and increasing access to services that already exist. There was also a strong interest in developing community venues, promoting volunteering and encouraging LGBT people to participate in local government.

The most used services were GP (79%), and the public library (53%) and satisfaction ratings were high (75% and 60% respectively). 52% of respondents thought that the development of LGBT-specific services would be beneficial and the following services were suggested (this was an open question and 55 people responded):

- LGBT Mental Health Project and/or counsellors (28 people)
- LGBT GP service (5)
- Trans Mental Health Project/ Gender identity clinic (3)
- Services for older LGBT people (3).

There was also a desire for culture change and training so that all services would become accessible for LGBT people (9), this was reflected in the Pink 2004 survey, with a third of respondents calling for better trained staff and better understanding of LGBT people by service providers.

It is notable that so many respondents suggested greater access to and/or improvement in LGBT mental health services and/or counsellors. Research<sup>11</sup> suggests that gay and lesbian people in Cambridge are twice as likely to suffer from mental illness than the general population<sup>12</sup>.

## ***The LGBT Network in Cambridge***

There was an overwhelmingly positive response to the concept of forming an LGBT Network in Cambridge, with 77% of respondents stating that there was a need for the network. Participants were asked what role they thought the Network should take on. There was strong support for the five suggestions put forward, with the three most popular being:

- Supporting LGBT community voluntary groups, and promoting communication between them (93%)
- Providing an information service for LGBT individuals, organisations and communities (91%)
- Challenging homo/bi/trans-phobia in schools, colleges, workplaces, media and public services locally (91%).

Followed by:

---

<sup>11</sup> The Sexual Health Needs of Lesbian and Bisexual Women in Cambridge and the Surrounding Areas, Moralee 2005; The Sexual Health Needs of Gay and Bisexual men in Cambridge and the Surrounding Areas, Moralee 2005

<sup>12</sup> Mental Health Foundation

- Promoting positive images of LGBT lifestyles locally (90%)
- Co-ordinating lobbying locally for LGBT communities (79%).

## Conclusions and Recommendations

The LGBT Network has been very successful in drawing support from the LGBT community for the 'Making Your Mark' research project. There were 35 participants in the consultation event and 208 respondents to the survey. There was a very good balance of participation from across the range of genders and sexualities, and across the age ranges. Feedback about the survey was very positive.

*'This is a great questionnaire. Hopefully something will come of the information collated.'*

*Male participant, 25-30*

The research highlights significant gaps in the understanding of, and sense of belonging within and between the LGBT community sub-groups. Participants at the consultation event felt that the lack of easily available information around services and community groups was a cause of the disparate nature of the community as it currently stands and is evidently an area that needs addressing. It is interesting to note that some respondents called for services that already exist, for example, support groups for gay men and young people. Commercial venues and large-scale events were reported to be easier to find information on than community groups or sexual health, and this suggests a need to support community groups' access to marketing and advertising resources.

As with other minority groups, LGBT people can experience frequent, low-grade prejudice. Abusive incidents, however, are going unreported to the police. There is a clear need to promote the various reporting options, especially Open Out and True Vision, to the LGBT groups and to overcome reservations some respondents expressed that the police wouldn't take complaints seriously. There is also a need to educate our community, on the significance of reporting these incidents as well as their potential for escalation to more serious crimes.

It is clear that our lifestyles are not reflected in the media, although for lesbians and gays there is more representation and more positive representation than for bisexual, trans and intersex people. There is still a long way to go before we achieve true visibility and representation.

## **Recommendations:**

To support the development of a thriving and integrated LGBT community in Cambridge, the voluntary and community sector needs strengthening. (We note with regret that some groups have folded recently for lack of volunteers, for example.)

This research demonstrates that there is strong need for the establishment of an LGBT Network to take on this role. This need is supported by a history of networking and strong willingness and desire from the community to support such an enterprise.

The initial focus for the network should be:

- Supporting and developing the LGBT community groups in Cambridge, promoting intra-community links and understanding across the sub-groups
- Providing an information service for LGBT individuals, organisations and groups.

Once the community is strengthened, the remaining three strands identified by participants in the consultation can be addressed:

- Challenging homophobia in Cambridge
- Increasing the positive representation of LGBT lifestyles locally
- Co-ordination of lobbying for better and more appropriate service provision for LGBT people, particularly in regard to mental health services.

Further information about the project can be obtained by contacting the LGBT Network Development Worker – Becky Finnimore:

[becky@dhiverse.org.uk](mailto:becky@dhiverse.org.uk); 01223 508806

c/o DHIVERSE  
Office B  
Dales Brewery  
Gwydir Street  
Cambridge  
CB1 2LJ

*Appendix A*

# Making Your Mark

## LGBT Network Consultation Event



Becky Finnimore  
LGBT Network, 2005

**Making Your Mark**  
**LGBT Network Consultation Event**  
**Wednesday 12<sup>th</sup> October 2005, 6.30pm – 9pm**

**Contents**

	Page
Introduction	2
Demographic information	3
Issues and Concerns - Needs of the Community	4
Summary & Conclusion	9
Evaluation	10

## **Introduction**

The LGBT Network is currently conducting a research project to assess the needs of the LGBT community in Cambridge. The 'Making Your Mark' event was the first stage in this process, and consisted of a consultation evening with members of the LGBT community in Cambridge. The event was widely advertised through local media and existing community groups, and a diverse range of people attended the meeting.

The evening was introduced by Luke Mallett (General Manager of DHIVERSE), and was followed by two workshop sessions that looked at the issues and needs of the LGBT community, and secondly, at ideas and suggestions for responding to those needs. The participants were divided into two focus groups, and subsequently three groups for the latter workshop, and the discussions were lively and interesting - lasting for 1½ hours. After the first discussion (looking at the issues and needs of the LGBT community) the group facilitators fed back the ideas that had been raised, to the whole group.

The event was attended by 35 members of the local LGBT community, including people from the lesbian, gay, bisexual, transgender, intersex and polyamory communities.

## Demographic information

Of the 35 people that attended the event, 12 people completed the diversity monitoring questionnaire. The following information is an analysis of the demographic data collected during the consultation event itself and from the questionnaire.

- There was a wide range of ages represented from 17 - 65+
- Gender - one third of the participants identified as male, two thirds identified as female, and one individual identified as intersex.
- Participants were generally white British, or white European
- Most participants were employed
- Most participants did not look after dependent adults or children
- A significant number had health problems or disabilities
- Most participants were members of LGBT community organisations, including:
  - SisterAct (one third of participants)
  - Cambridge Coyotes
  - Sexyouality
  - ARU LGBT society
  - Gay Birders Club
  - Dimensions
  - Lesbian Line
  - Cambridge polyamory group
  - Open Out
  - LGBT Network Steering Group
  - Cambience
  - Velvet
  - Gender Trust
  - Pink Picnic
  - Dhiverse
  - Camp Cambs

*"I was impressed that you managed to get such a diverse range of people at the meeting"*

- comment on feedback form

## **Issues and Concerns - Needs of the Community**

The participants were asked what they perceived to be the issues and needs of the LGBT community in Cambridge. They were asked to consider the issues and needs both within the LGBT community itself, and the issues and needs of the LGBT community in relation to the wider community of Cambridge.

The participants identified four key areas:

- a) Intra-community relations (i.e. relationships between the various sub-groups that comprise the LGBT community as a whole)
- b) Personal and community safety
- c) Relationships with the wider Cambridge community and voluntary sector
- d) Services in general, and for specific sub-groups (e.g. Intersex individuals, older people and so on)

### **a) Intra-community relations:**

The participants discussed their experiences of the LGBT community in Cambridge, looking at the ways in which lesbians, gay men and women, bisexuals and trans-people interrelate and what the common issues were. The participants also discussed how community groups and businesses interrelate with each other, and with individuals.

The participants felt that the key issues were:

- Segregation, self-ghettoisation, fragmentation and lack of diversity
- Lack of communication between community organisations, poor access to information, poor visibility of services
- Discrimination between and ignorance about other LGBT sub-communities
- Lack of community support and cooperation

The participants then identified the following needs:

- To promote understanding, awareness and interaction between LGBT people and LGBT sub-communities
- To have better information about services and events, and easy access to that information. The information needs to be clear and up to date.
- To promote diversity

The participants suggested the following solutions:

- That an information repository could be created that would form a central hub for the community. This could include:
  - a phone line (possibly free-phone),
  - a magazine or newsletter,
  - pocket sized reference leaflet

- a website,
- and hold information such as:
  - FAQ fact sheets relating to particular LGBT sub groups,
  - details of LGBT and other organisations, locally and nationally
- Having a service that provided or co-ordinated out reach work
- Holding community events and celebrations, such as discussion meetings (similar to those held by the community ethnic forum, that consist of a social lunch with an informative talk)
- Increased publicity and promotion of services
- Having a drop-in community centre or community café, that could host:
  - After school club for children of LGBT parents
  - Room hire for community groups
  - Arts events (music, poetry nights etc)
  - Alternative therapies

*“I think there is a definite sense that there are lots of little groups around here and what is needed is not so much yet **another** group, as a way to pull those groups together”* - feed back from one of the participants

*“I hope that we can meet again soon, so that links [between community groups] can continue to grow”*

– comment on feedback form

## **b) Safety**

Personal safety was highlighted and discussed at length by the participants.

The participants felt that the key issues were:

- Feeling unsafe
- Feeling threatened by others
- Feeling insecure in themselves

The participants identified the following needs:

- To promote self-confidence and self-esteem
- To know how to deal with physical and verbal abuse (homophobia and transphobia)
- For LGBT individuals to have access to training in:
  - self-defence
  - dealing with physical and verbal abuse
  - their rights
- Further research to find out more about the levels and nature of homophobic harassment in Cambridge.

The participants suggested the following solutions:

- A peer education project providing training in self-defence and dealing with physical and verbal abuse, homophobia and transphobia
- Community led projects to challenge homophobia
- Drama workshops for schools and workplaces to promote understanding of the LGBT community
- More publicity for the Open Out scheme

*“If I go out in the street I know I might get punched - it’s happened before and it will happen again”*

- Participant

### **c) Extra – community relations and integration**

It is notable that many of the concerns and issues raised in respect of internal community relations were also reflected in considering external relationships with the wider community. The participants felt that the key issues and needs were:

- The participants felt that the community tended to segregate itself – this could most easily be seen in gay venues
- This could act as a driver of homophobia and the safety issues identified
- ***Homophobia and transphobia***
- ***Lack of visibility, misperceptions of the LGBT community***
- ***Media representation, and the censoring of information***
- The need for mainstream Voluntary and Community Sector Organisations (VCOs) to incorporate LGBT issues within their service frameworks
- Lack of positive LGBT imagery and projection to the external community

The specific needs identified were:

- ***Education to challenge homophobia and transphobia, and the misperceptions of the LGBT community – and a need to co-ordinate this programme of education across schools, workplaces, the media etc.***
- ***One voice for the community. It was felt that currently different stakeholders are claiming the mandate to speak for the community and this is leading to mixed and incoherent messages and projection.***
- ***Increased visibility, and positive portrayals of LGBT people***
- ***Up to date information about the community and services***

***The participants suggested the following solutions:***

- ***Having an organisation that would provide a strong lobbying voice and representation for the LGBT community, and could provide consultation to the wider community, and work with the media***
- ***Having an information hub that could provide:***
  - ***Website***
  - ***Phone line***
  - ***Up to date information***
- ***Drama workshops for schools and workplaces to promote understanding of the LGBT community***

**“We need to have positive portrayals of our community – not just porn!”**

- Participant

**d) Services:**

The participants identified a clear need for improvement in the services offered to, or accessed by the LGBT community in Cambridge.

The participants felt that the key issues were:

- Lack of specific services or groups for:
  - Older LGBT people
  - Young LGBT people
  - Lesbians
  - Transgendered people
  - Intersex people
  - LGBT people living in rural areas
- Lack of services in general
- Lack of investment / Lack of funding for services / need for capacity and development funding over project funding / long term commitment
- Discrimination against LGBT organisations, both implicit and explicit
- Lack of volunteers / and voluntary action
- Lack of commercial venues

The participants identified the following needs:

- Increased service provision for the specific sub-groups identified above
- The development of specialist services
- Increased access to services that currently exist
- To lobby service providers (e.g. NHS) for better services for LGBT people
- To use existing resources more effectively
- Increase the choice of services, events and opportunities
- Increase investment in services
- Increase/promote volunteering
- To forge business links

- A need for community venue(s )
- A need for more LGBT individuals to participate in local government

The participants suggested the following solutions:

- Founding an LGBT community café
- Lobbying for better services
- A project to promote volunteering and voluntary action
- Promotion of political involvement / standing for Council etc.

*“ Just being part of the LGBT Network would be a great benefit to gay businesses which I think often suffer from lack of support from their own community... Velvet, as an example, is stuck in a Catch 22 – we don’t make money so I can’t give up my ‘day job’ to devote more time to Velvet, but I need more time or more volunteers to be able to promote the magazine... the network might be able to provide links to people who would be willing to help – especially younger people who might want to volunteer to gain experience.”*

- Naomi Young, participant

## Summary

**The consultation event successfully drew together a wide variety of members of the LGBT community in Cambridge, particularly from existing LGBT organisations, to discuss the issues and needs of the LGBT community as a whole. The participants clearly identified a number of needs relating to the community that are not being met.**

**These are focused around the following key areas:**

- **Intra-community relations – better communication and understanding within the LGBT community**
- **Extra-community relations – promoting understanding of the LGBT community to the wider non-LGBT community, and tackling homophobia and transphobia**
- **Safety – hate crime, transphobia and homophobia**
- **Services – provision of specific services for LGBT individuals**

**A number of key themes for action emerged from the meeting that could impact upon a future network organisation:**

- **The need for a hub**
  - **to hold information and resources**
  - **to act as a point of contact for and with the community**
  - **to co-ordinate and generate community action**
  - **To support the growth and development of community groups**
  - **to provide a representative voice e.g. to the media**
- **The need for non-commercial space within the community**
- **The need to tackle homophobia and transphobia and build stronger relationships with the wider community**
- **The need to build participation and involvement of individuals and groups both within and outside the LGBT community**
- **The need to be able to generate, develop and manage partnership projects to address specific needs such as community safety**

## Conclusion

**Based upon the findings of Making Your Mark, the project will now proceed to a community questionnaire to gather further quantitative data in order to focus future development proposals.**

## Evaluation

The consultation event was well attended and successful. A wide range of people attended the group and this diversity was appreciated by the participants themselves. The feedback from the event was very positive. Participants enjoyed the evening and felt comfortable and relaxed in the meeting. The discussions were lively, and interesting and participants felt that their views were heard, and that the facilitators were sensitive to the needs of the groups, although people would have liked more time to discuss the issues. Many of the participants were keen to be involved with further stages of the development of the network, and to know what the results of the consultation meeting would be.

*“ what an impressive presentation... professional, relaxed and friendly...lovely bunch of people – inspiring”*

- feedback from a participant

*“created lots of energy/momentum – it would be good to build on that”*

- comment on feedback form

***For further information on the LGBT Network Project please contact  
Becky Finnimore, the LGBT Network Development Worker.***

***DHIVERSE, Office B, Dales Brewery, Gwydir Street, Cambridge CB1 2LJ  
Tel: 01223 508805, email: [becky@dhiverse.org.uk](mailto:becky@dhiverse.org.uk)***

## Appendix B

### Cambridge LGBT Network Making Your Mark Survey

This survey is being conducted by the LGBT Network in Cambridge. The LGBT Network is a new umbrella organisation that is currently conducting research into the needs of the LGBT community in Cambridge. With this information we will look at how the LGBT Network can begin to address these needs.

If you are lesbian, gay, bisexual, or transgender, or if you identify with the LGBT community for another reason, and you live, work or socialise in Cambridge, we want to hear from you. Your ideas are important and together we can make Cambridge a more welcoming and diverse city.

*If you would like any more information about the project please contact:  
Becky Finnimore, LGBT Network Development Worker  
c/o Dhiverse, Office B, Dales Brewery, Gwydir Street, Cambridge, CB1 2LJ  
01223 508806      becky@dhiverse.org.uk*

#### SECTION 1 - ABOUT YOU

##### 1. How would you describe your gender?

Female      Male      Intersex      Other, please describe.....

##### 2. Do you identify as a trans-person (tg/tv/ts)?

Yes                      No

If yes, how do you describe yourself?

Trans-man	Trans-woman
Transsexual (male to female)	Transsexual (female to male)
Transgender (male to female)	Transgender (female to male)
Transvestite (male to female)	Transvestite (female to male)

Other, please describe .....

##### 3. Which of the following most closely matches how you describe your sexuality?

Lesbian  
Gay  
Bisexual  
Homosexual  
Straight or heterosexual

Unsure of my sexuality

Other, please describe .....

**4. How old are you?**

111

.....

**5. How would you describe your ethnic or racial origin? Please circle more than one if appropriate. We are aware that this is not comprehensive and may not apply to you, if so, please describe yourself in the 'other' category.**

- |                 |                |
|-----------------|----------------|
| Black-African   | Asian          |
| Black-Caribbean | White-UK       |
| Black-UK        | White-European |

Other, please describe.....

**6. Do you consider yourself to have a disability or health problem?**

Yes                  No

**7. What is your current employment situation?**

- |  |                    |
|--|--------------------|
| Part-time employed                           | Full-time employed |
| Self-employed                                | Unemployed         |
| In full-time education/training              |                    |
| Retired                                      |                    |
| Looking after home/family                    |                    |
| Not working because of illness or disability |                    |

Other, please describe.....

**8. What is your level of satisfaction with your career or your job?**

Very satisfied          satisfied          neutral          dissatisfied          very dissatisfied

**9. Who do you live with? (please circle as many as apply)**

- |                      |                   |
|----------------------|-------------------|
| Same sex partner     | Friends           |
| Opposite sex partner | Children under 18 |
| Ex-partner           | Other relatives   |
| Parents              | Live alone        |

Other, please describe.....

**10. What is your level of education?**

- No qualifications
- GCSE/ O Level/CSE or equivalent
- Further Education (A Level, or equivalent)
- Higher Education (Degree)

Other, please describe .....

**11. Are you satisfied with your level of access to further training?**

Very satisfied      satisfied      neutral      dissatisfied      very dissatisfied

**12. What are the first 3 characters of your postcode? Eg CB1**

.....

**SECTION 2 – YOUR LGBT COMMUNITY**

**13. How often do you visit pubs and clubs which are exclusively or largely LGBT?**

- 5 or more times a week
- 2 or 3 times a week
- 2 to 4 times a month
- Less often
- Never

**14. Would you like to socialise in other kinds of LGBT venue?**

- Café
- Community centre
- Other, please specify.....

**15. Do you feel a sense of community attachment or belonging with the following?**

Where 1 is none at all and 5 is a strong sense of community.

	None at all				Strong Sense
Lesbians & gay women	1	2	3	4	5
Gay men	1	2	3	4	5
Bisexual women	1	2	3	4	5
Bisexual men	1	2	3	4	5
Trans women	1	2	3	4	5
Trans men	1	2	3	4	5
Intersex people	1	2	3	4	5
Transvestites (male to female)	1	2	3	4	5

Transvestites (female to male)	1	2	3	4	5
Straight women	1	2	3	4	5
Straight men	1	2	3	4	5

**16 Do you have a good understanding of the lifestyles and any difficulties faced by:**

**Where 1 is none at all and 5 is a very good understanding.**

	None at all				Very good
Lesbians	1	2	3	4	5
Gay men	1	2	3	4	5
Bisexual women	1	2	3	4	5
Bisexual men	1	2	3	4	5
Intersex people	1	2	3	4	5
Trans women	1	2	3	4	5
Trans men	1	2	3	4	5
Transvestites (male to female)	1	2	3	4	5
Transvestites (female to male)	1	2	3	4	5

**17. Do you belong to, or participate in the activities of, any of the following?**

**Circle all that apply:**

- |                    |                           |
|--------------------|---------------------------|
| Sister Act         | Lesbian Line              |
| Cambridge Coyotes  | Gay Outdoor Club          |
| SexYOUality        | 2 B Youth                 |
| ARU LGBT Society   | LGBT Network              |
| CUSU LGBT campaign | Dimensions                |
| Gay Birders Club   | Cambridge Polyamory Group |
| CamBlence          | Gender Trust              |
| TG Cambs           | Beaumont Society          |
| Quest              |                           |

Other, please specify.....

**18.a Do you do any voluntary work**

None      1-2 times per week      1-2 times per month      Occasionally

**18.b If you do voluntary work, is it for an LGBT community organisation?**

Yes      No

- I volunteer for more than one organisation, but at least one of these is an community organisation.

**18.c If you do not do any voluntary work, would you like to?**

Yes                      No                      Don't know

**19. Which community events have you supported during the past year?**

Pink 2005  
LGBT history month  
Other, please describe .....

**20. Are there any events or organisations that you would like to see set up? This might include events or organisations specific to your age, ethnicity, physical or mental health, or other needs or interests.**

Yes                      No                      Don't know

If yes, what would you like to see set up?

.....

**SECTION 3 – YOUR SAFETY**

**21. Do you feel safe on the streets of Cambridge?**

Very safe    Moderately safe    Neutral    Very unsafe    Moderately unsafe

**22. Do you modify your behaviour when you are with other LGBT people to keep yourself safe?**

Always                      Sometimes                      Never

**23.a In the past year, have you experienced any of the following which you felt resulted from your sexuality or trans identity?**

**Circle all that apply:**

**Harassment:**

- Followed on foot
- Followed by car
- Verbally insulted - including name calling
- Verbally threatened
- Received hate/abusive mail or email
- Received offensive/abusive calls/text messages
- Been the subject of offensive graffiti
- Your property vandalised

**Violence:**

- Being spat at
- Something thrown at you
- Physical assault – hit, punched, kicked etc.

Attacked with a weapon  
Mugged  
Sexual assault  
Rape  
Indecent exposure - being flashed at  
Other form of harassment or violence. Please describe

.....  
.....  
.....

None

If none, please go to question 24

**23.b Who did this to you?**

Same-sex partner or ex-partner  
Partner or ex-partner of the opposite sex  
Someone you picked up  
Friend or relative  
Colleague/fellow student/trainee  
Neighbour/someone who lives near you  
Don't know who they were  
Someone else. Please say how you knew them:

.....

**23.c Did you report each incident to the police?**

Yes            No

If no, why not?

I didn't think it was serious enough to bother the police  
I didn't think there was any point – nothing would come from it  
I don't trust the police to respond appropriately  
I didn't want to have to come out to the police  
I have previously had bad experiences of reporting crime  
I thought I might get a homophobic reaction from the police  
I wasn't sure how to contact the police  
I would have put myself in a bad position as I was doing something illegal (underage drinking or sex, cottaging etc.)  
Reporting it would aggravate the attacker/harasser  
Other reason. Please specify .....

**24. Are you aware of the following services?**

True Vision	Yes	No	Don't know
Open Out Scheme	Yes	No	Don't know

**25. Would you feel safer if you had training in any of the following?**

Yes            No            Don't know

If yes, circle all that apply:

- Self-defence
- Dealing with verbal abuse/harassment
- Legal rights
- Identifying and dealing with homo/bi/trans-phobia
- Other, please state .....

If yes, would you prefer training providers from:

- Peers and LGBT community organisations
- Statutory services (police, city council, NHS)
- Private-sector organisations
- Other, please state .....

**26. What else would help you feel safer from homo/bi/trans-phobic assault?**

Please describe:

.....

.....

.....

**SECTION 4 – LGBT COMMUNITY AND THE WIDER COMMUNITY**



**27. Does your school/college/workplace have a publicised policy on homo/bi/trans-phobic bullying?**

- Yes                      No                      Don't know

**28. Have you ever experienced homo/bi/trans-phobic bullying or harassment at your place of work or study?**

- Yes                      No                      Don't know

If yes, where did you feel able to go for help and support? Circle all that apply.

- Boss
- Colleagues
- Union rep
- Teacher/lecturer
- Other, please specify .....
- Felt unable to ask for help and support.

**29. Would you support businesses and services that publicised their diversity policies, services, jobs and events in LGBT media/venues?**

Yes                      No                      Don't know

**30. What is your experience of how LGBT people are portrayed in the media (in the past 2 years)? For instance in TV programs, or in the newspapers.**

	Positively portrayed	Negatively portrayed	Neutral portrayal	Not portrayed
Lesbians & gay women				
Gay men				
Bisexual women				
Bisexual men				
Trans women				
Trans men				
Intersex people				
Transvestites (male to female)				
Transvestites (female to male)				

**31. Do you see lifestyles similar to your own portrayed in the media?**

Frequently                      Sometimes                      Occasionally                      Never

If so, please give examples

.....

**32. Would you consider standing for local government (e.g. parish or city councillor) as an openly LGBT candidate?**

Yes                      No                      Don't know

**SECTION 5 – SERVICES**

**33a. Which of these services have you accessed in the past year?**

	The police		Hospital A&E
	Your own GP		Social housing officer

	GUM clinic		Private landlord
	Victim Support		Citizens Advice Bureau
	Private counsellor		School/college
	NHS mental health services		Hospital in-patient services
	Public Library		Home-based support/care services

**33.b Were you satisfied with the service you received?  
Where 1 is not at all and 5 is very satisfied.**

	Not at all satisfied				Very satisfied
The police	1	2	3	4	5
Your own GP	1	2	3	4	5
GUM clinic	1	2	3	4	5
Victim Support	1	2	3	4	5
Private counsellor	1	2	3	4	5
NHS mental health services	1	2	3	4	5
Hospital A&E	1	2	3	4	5
Social housing officer	1	2	3	4	5
Private landlord	1	2	3	4	5
Citizens Advice Bureau	1	2	3	4	5
Teacher	1	2	3	4	5
Hospital in-patient services	1	2	3	4	5
Home-based support/care services	1	2	3	4	5
Public Library	1	2	3	4	5

**33.c Did you reveal your sexuality or trans identity to the service providers?**

	Yes	No	Don't know/ don't remember	I didn't reveal, but I think they knew or guessed
The police				
Your own GP				
GUM clinic				
Victim Support				

	Yes	No	Don't know/ don't remember	I didn't reveal, but I think they knew or guessed
Private counsellor				
NHS mental health services				
Hospital A&E				
Social housing officer				
Private landlord				
Citizens Advice Bureau				
Teacher				
Hospital in-patient services				
Home-based support/care services				
Public Library				

**34.a Do you feel that the development of LGBT specific services would be beneficial? For example an LGBT mental health project for Cambridge?**

Yes                  No                  Don't know

**34.b If yes, which services would you like to see?**

Describe briefly.....

**35. Do you find it easy to find information on LGBT community organisations and issues?**

	Very hard				Very easy
Community groups (eg SisterAct or Gay Outdoor Club)	1	2	3	4	5
History month	1	2	3	4	5
Pink Picnic	1	2	3	4	5
National organisations	1	2	3	4	5
pubs and clubs	1	2	3	4	5
campaigns	1	2	3	4	5
sexual health information	1	2	3	4	5
Information about sexuality (for	1	2	3	4	5

example about coming out)					
Information about gender identity	1	2	3	4	5
Information about legal rights	1	2	3	4	5

**36. What would make it easier for you to access this information?**

Describe briefly.....

**SECTION 6 –THE LGBT NETWORK IN CAMBRIDGE**

**37.a Do you think there is a need for an LGBT network in Cambridge?**

Yes                      No                      Don't know

**37.b If yes, do you think the LGBT network should take up any of the following roles?**

Where 1 is not at all, and 5 is strongly agree:

	Not at all				Strongly agree
Supporting LGBT community and voluntary groups, and promoting communication between them	1	2	3	4	5
Co-ordinating lobbying locally for LGBT communities	1	2	3	4	5
Promoting positive images of LGBT lifestyles locally	1	2	3	4	5
Challenging homo/bi/trans-phobia in schools, colleges, workplaces, media and public services locally	1	2	3	4	5
Providing an information service for LGBT individuals, organisations and communities.	1	2	3	4	5

Is there anything else you would like to see included? Please describe briefly.....  
 .....

**38. Is there anything else you would have liked to have been asked in this questionnaire?**

Question:

Answer:

**39. Is there anything else you would like to say about being LGBT in Cambridge?**

Thank you for taking the time to complete this survey. Please return it in the enclosed freepost envelope.